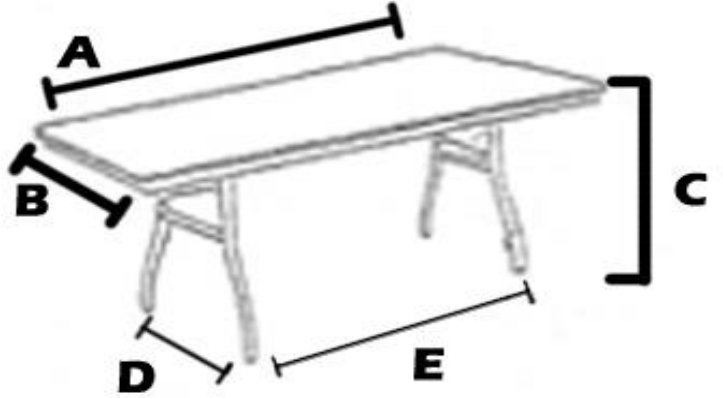


**Rectangular
Table Form**

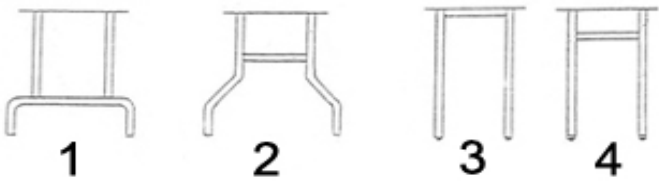
Spec Sheet

A - Length:	
B - Width:	
C - Height:	
D - Distance Between Legs:	
E - Distance Between Legs:	

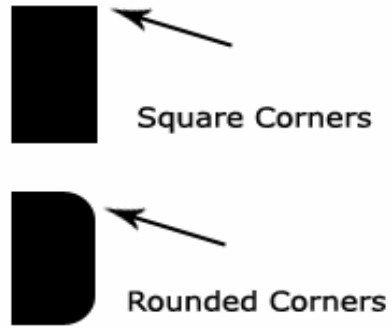


Corner Style (Rounded or Square):	
Leg Configuration (1, 2, 3, or 4):	
Legs open gated or one at a time:	

LEG CONFIGURATION



CORNER STYLE



Comments, Questions, or any additional information?